

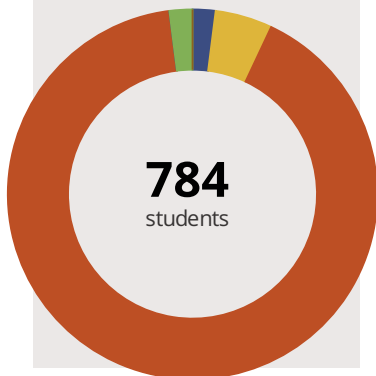
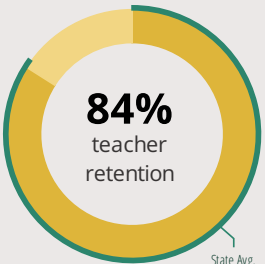
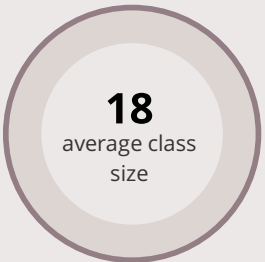
Sator Sanchez Elem School

1101 Harrison Ave Joliet, IL 60432 (815) 740-2810

Grades: K - 5
District: Joliet PSD 86

Principal: Maria Arroyo
Superintendent: Dr. Theresa Rouse

FAST FACTS



Academic Success

Elementary All Illinois students in grades 3-8 take the PARCC assessment each year. High school students take the SAT in Math and English Language Arts.

School	Fewer than 10 students
District	Fewer than 10 students
State	Fewer than 10 students

■ Did Not Meet
 ■ Partially Met
 ■ Approached
 ■ Met
 ■ Exceeded

Success by Student Group

This display shows PARCC performance levels for each student group. No data is shown for groups with fewer than 10 students.

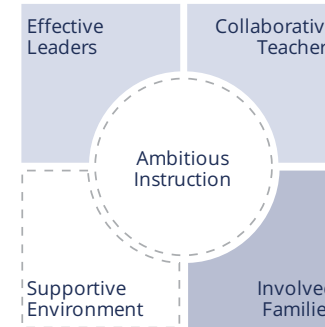
White	Fewer than 10 students
Black	Fewer than 10 students
Hispanic	Fewer than 10 students
Low Income	Fewer than 10 students
English Learners	Fewer than 10 students
With Disabilities	Fewer than 10 students

■ Did Not Meet
 ■ Partially Met
 ■ Approached
 ■ Met
 ■ Exceeded

Student Characteristics

■ White	2%	■ Low Income	100%
■ Black	5%	■ English Learners	50%
■ Hispanic	91%	■ With Disabilities	10%
■ Asian	0%	■ Homeless	1%
■ American Indian	0%		
■ Two or More Races	2%		
■ Pacific Islander	0%		

School Environment



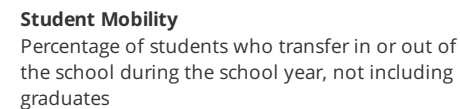
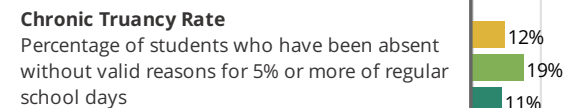
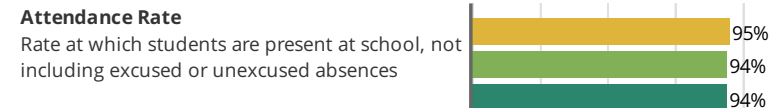
The **5Essentials Survey** allows students in grades 6-12 and all teachers to share their perspectives on essential conditions for learning. The anonymous survey consists of 5 components.

- Most implementation
- More implementation
- Average implementation
- Less implementation
- Least implementation
- Not Applicable/Low Response

Response Rates	
Students	-
Teachers	98%

- Least Effective Leaders**
Do principals and teachers implement a shared vision for success?
- Least Collaborative Teachers**
Do teachers collaborate to promote professional growth?
- Ambitious Instruction**
Are the classes challenging and engaging?
- Supportive Environment**
Is the school safe, demanding, and supportive?
- Less Involved Families**
Does the entire staff build strong external relationships?

Student Attendance and Mobility





Sator Sanchez Elem School

School Highlights

Academic Courses

Our mission is to use technology to make learning exciting, which will help students will take responsibility for their learning, share resources, collaborate and give back to their communities via service. Our students' work in their classes help them apply their skills to real world issues which helps them develop their problem solving skills.

Physical Education, Heath and Wellness

Other Programs and Activities

Academic Enrichment program, Financial Literacy Program, Robotics Club, On-site YMCA Kid Zone, Family Nights, PTO, Girl Scouts, Religious Partnerships, Bridges Mentoring program, Chicago Family Directions Tutoring Program, Joliet Junior College ESL/GED classes, Parent Advisory Committee (PAC), SES Tutoring, Orchestra, Band, Student Council,

School Awards

not only teach the standard, but allow the student to experience the standard in such a manner that they will remember it long after they leave our campus.

Career Development Courses and Programs

Athletics

Boy's Basketball, Girl's Basketball, Girl's Competitive Cheerleading

School Personnel Resources

Bilingual Administrator, Bilingual Education Teacher, Paraprofessional, School Nurse, School Psychologist, School Social Worker, Special Education Teacher, Speech Language Pathologist-non teaching

Facilities

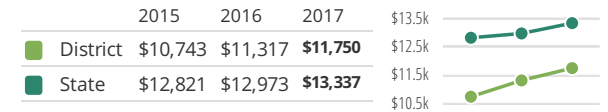
All classrooms are equipped with Smart Boards, LCD projectors and document cameras. There are 100 iPads available for teachers to check-out for classroom projects as well as laptops, in addition to the computers that are available in the classrooms. Students and teachers have access to a variety of digital resources to enhance instruction.

District Finance

Instructional Spending per Pupil includes only the activities directly dealing with the teaching of students or the interaction between teachers and students.



Operational Spending per Pupil includes all costs for overall operations in this school's district, including Instructional Spending, but excluding summer school, adult education, capital expenditures, and long-term debt payments.



Educator Measures

This school has had **3 principal(s)** over the past 6 years. In the last three years, an average of **84% of teachers** return to this school each year.

FOR MORE INFORMATION

Visit IllinoisReportCard.com to see additional details about each item of information for this school. There you will find charts spanning multiple years, detailed explanations, resources, more of the school's programs and activities, and powerful tools that let you dig deeper into data.

Most of this data has been collected by ISBE from school districts through data systems. Some information, such as the School Highlights, is entered directly by principals and can be updated throughout the year.