



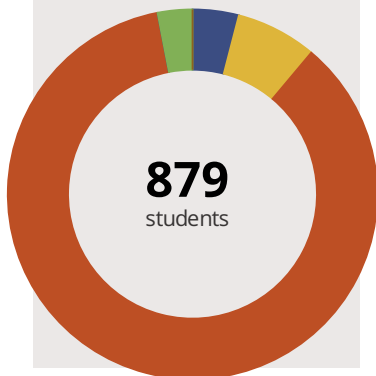
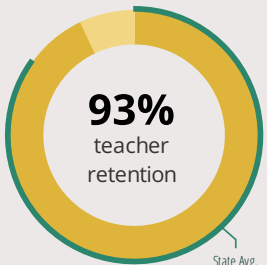
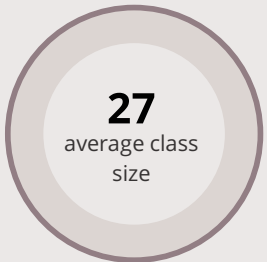
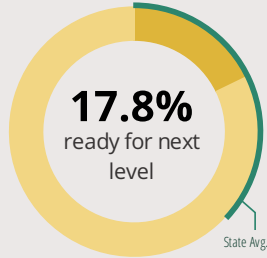
Gompers Junior High School

1501 Copperfield Ave Joliet, IL 60432 (815) 727-5276

Grades: 6 - 8
District: Joliet PSD 86

Principal: Rita Sparks
Superintendent: Dr. Theresa Rouse

FAST FACTS



Academic Success

Middle All Illinois students in grades 3-8 take the PARCC assessment each year. High school students take the SAT in Math and English Language Arts.

School	Fewer than 10 students
District	Fewer than 10 students
State	Fewer than 10 students

■ Did Not Meet
 ■ Partially Met
 ■ Approached
 ■ Met
 ■ Exceeded

Success by Student Group

This display shows PARCC performance levels for each student group. No data is shown for groups with fewer than 10 students.

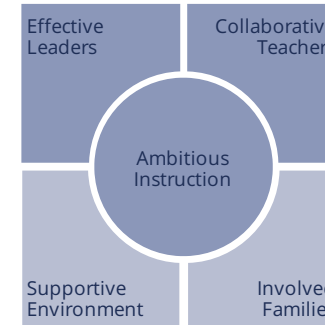
White	Fewer than 10 students
Black	Fewer than 10 students
Hispanic	Fewer than 10 students
Low Income	Fewer than 10 students
English Learners	Fewer than 10 students
With Disabilities	Fewer than 10 students

■ Did Not Meet
 ■ Partially Met
 ■ Approached
 ■ Met
 ■ Exceeded

Student Characteristics

■ White	4%	■ Low Income	100%
■ Black	7%	■ English Learners	42%
■ Hispanic	85%	■ With Disabilities	13%
■ Asian	0%	■ Homeless	1%
■ American Indian	0%		
■ Two or More Races	3%		
■ Pacific Islander	0%		

School Environment



The **5Essentials Survey** allows students in grades 6-12 and all teachers to share their perspectives on essential conditions for learning. The anonymous survey consists of 5 components.

- Most implementation
- More implementation
- Average implementation
- Less implementation
- Least implementation
- Not Applicable/Low Response

Response Rates	
Students	94%
Teachers	97%

Average Effective Leaders

Do principals and teachers implement a shared vision for success?

Average Collaborative Teachers

Do teachers collaborate to promote professional growth?

Average Ambitious Instruction

Are the classes challenging and engaging?

Less Supportive Environment

Is the school safe, demanding, and supportive?

Less Involved Families

Does the entire staff build strong external relationships?

Student Attendance and Mobility

Attendance Rate

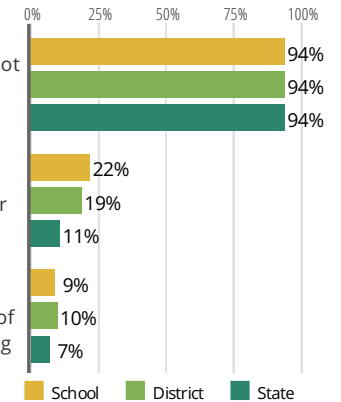
Rate at which students are present at school, not including excused or unexcused absences

Chronic Truancy Rate

Percentage of students who have been absent without valid reasons for 5% or more of regular school days

Student Mobility

Percentage of students who transfer in or out of the school during the school year, not including graduates





Gompers Junior High School

School Highlights

Academic Courses

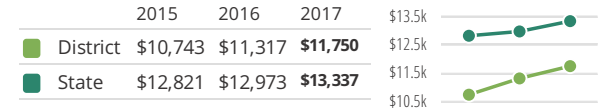
Career Development Courses and Programs

District Finance

Instructional Spending per Pupil includes only the activities directly dealing with the teaching of students or the interaction between teachers and students.



Operational Spending per Pupil includes all costs for overall operations in this school's district, including Instructional Spending, but excluding summer school, adult education, capital expenditures, and long-term debt payments.



Physical Education, Health and Wellness

Athletics

Boy's Basketball, Boy's Cross Country, Boy's Soccer, Boy's Wrestling, Girl's Basketball, Girl's Cross Country, Girl's Soccer, Girl's Volleyball, Intramural Sports

Other Programs and Activities

Art Club, Ballroom Dancing Club, Cooking Club, Family Nights, Guitar Club, Partnership with Lewis University, Scholastic Bowl, Tutoring Program, Yearbook Club

School Personnel Resources

Bilingual Education Teacher, English as a Second Language Teacher, Paraprofessional, Special Education Teacher, Supervisory Dean

Educator Measures

This school has had **1 principal(s)** over the past 6 years. In the last three years, an average of **93% of teachers** return to this school each year.

School Awards

Facilities

FOR MORE INFORMATION

Visit IllinoisReportCard.com to see additional details about each item of information for this school. There you will find charts spanning multiple years, detailed explanations, resources, more of the school's programs and activities, and powerful tools that let you dig deeper into data.

Most of this data has been collected by ISBE from school districts through data systems. Some information, such as the School Highlights, is entered directly by principals and can be updated throughout the year.