



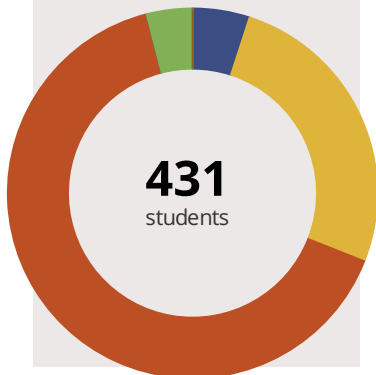
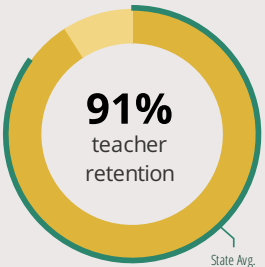
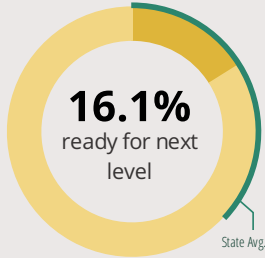
Woodland Elem School

701 3rd Ave Joliet, IL 60433 (815) 723-2808

Grades: K - 5
District: Joliet PSD 86

Principal: Kim Gordon
Superintendent: Dr. Theresa Rouse

FAST FACTS



Academic Success

Elementary All Illinois students in grades 3-8 take the PARCC assessment each year. High school students take the SAT in Math and English Language Arts.

School	Fewer than 10 students
District	Fewer than 10 students
State	Fewer than 10 students

■ Did Not Meet
 ■ Partially Met
 ■ Approached
 ■ Met
 ■ Exceeded

Success by Student Group

This display shows PARCC performance levels for each student group. No data is shown for groups with fewer than 10 students.

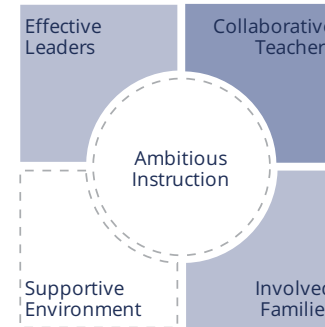
White	Fewer than 10 students
Black	Fewer than 10 students
Hispanic	Fewer than 10 students
Low Income	Fewer than 10 students
English Learners	Fewer than 10 students
With Disabilities	Fewer than 10 students

■ Did Not Meet
 ■ Partially Met
 ■ Approached
 ■ Met
 ■ Exceeded

Student Characteristics

■ White	5%	■ Low Income	100%
■ Black	26%	■ English Learners	27%
■ Hispanic	65%	■ With Disabilities	12%
■ Asian	0%	■ Homeless	4%
■ American Indian	0%		
■ Two or More Races	4%		
■ Pacific Islander	0%		

School Environment



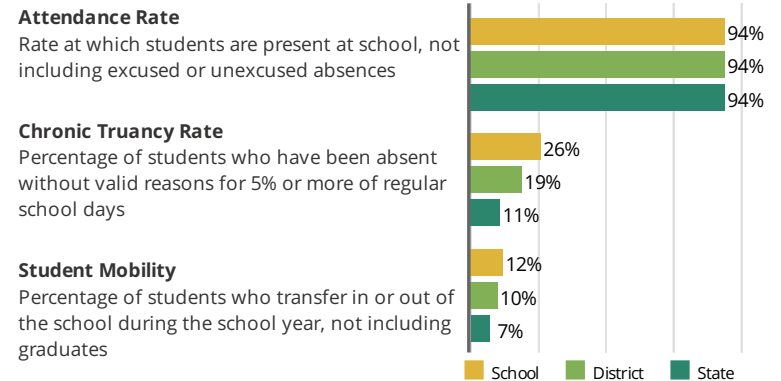
The **5Essentials Survey** allows students in grades 6-12 and all teachers to share their perspectives on essential conditions for learning. The anonymous survey consists of 5 components.

- Most implementation
- More implementation
- Average implementation
- Less implementation
- Least implementation
- Not Applicable/Low Response

Response Rates	
Students	-
Teachers	100%

- Less Effective Leaders**
Do principals and teachers implement a shared vision for success?
- Average Collaborative Teachers**
Do teachers collaborate to promote professional growth?
- Ambitious Instruction**
Are the classes challenging and engaging?
- Supportive Environment**
Is the school safe, demanding, and supportive?
- Less Involved Families**
Does the entire staff build strong external relationships?

Student Attendance and Mobility





Woodland Elem School

School Highlights

Academic Courses

Woodland Elementary School has fully embraced the challenging and rigorous changes of the Common Core State Standards. Teachers have made the significant shifts in how and what they teach in math and English/Language Arts, and students are adapting to the high expectations for thoughtful analysis, communication and collaboration, depth of understand

Physical Education, Health and Wellness

Students at Woodland find a physical education program that incorporates life skills, reading, and math into the activities designed to help students learn the benefits of physical fitness and healthy lifestyles.

Other Programs and Activities

At Woodland we offer a variety of extra curricular activities for various grade levels. We offer experiences that will spark students' interest and inspire future choices for college and careers. Activities also are designed to provide opportunities for students to use teamwork and support each other.

School Awards

Woodland was awarded the "Significant Growth in Math" award from the district for the 2013-2014 school year. We also were recognized by the State of Illinois's ExceleRate Illinois program the Silver Circle of Quality award for our pre-Kindergarten program.

Career Development Courses and Programs

Athletics

The Joliet YMCA sponsored basketball and cheerleading programs for 3rd through 5th grade offer opportunities for sportsmanship and student athlete leadership.

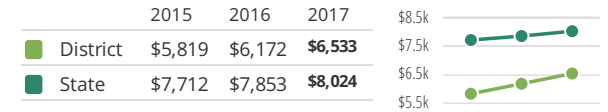
School Personnel Resources

Curriculum Specialist, Paraprofessional, Pre-Kindergarten Teacher, Reading Specialist, School Nurse, School Psychologist, School Social Worker, Special Education Teacher, Speech Language Pathology Teacher

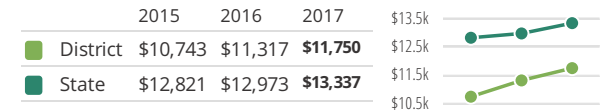
Facilities

District Finance

Instructional Spending per Pupil includes only the activities directly dealing with the teaching of students or the interaction between teachers and students.



Operational Spending per Pupil includes all costs for overall operations in this school's district, including Instructional Spending, but excluding summer school, adult education, capital expenditures, and long-term debt payments.



Educator Measures

This school has had **2 principal(s)** over the past 6 years. In the last three years, an average of **91% of teachers** return to this school each year.

FOR MORE INFORMATION

Visit IllinoisReportCard.com to see additional details about each item of information for this school. There you will find charts spanning multiple years, detailed explanations, resources, more of the school's programs and activities, and powerful tools that let you dig deeper into data.

Most of this data has been collected by ISBE from school districts through data systems. Some information, such as the School Highlights, is entered directly by principals and can be updated throughout the year.