



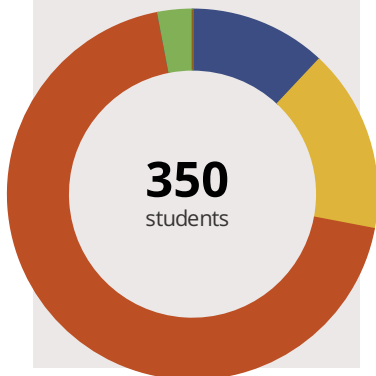
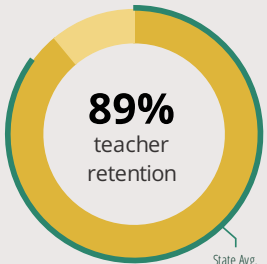
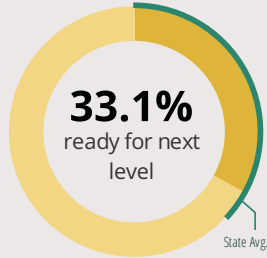
# Forest Park Individual Ed School

1220 California Ave Joliet, IL 60432 (815) 723-0414

Grades: K - 5  
District: Joliet PSD 86

Principal: Mr. Jacob Darley  
Superintendent: Dr. Theresa Rouse

## FAST FACTS



## Academic Success

Elementary All Illinois students in grades 3-8 take the PARCC assessment each year. High school students take the SAT in Math and English Language Arts.

<b>School</b>	Fewer than 10 students
<b>District</b>	Fewer than 10 students
<b>State</b>	Fewer than 10 students

■ Did Not Meet 
 ■ Partially Met 
 ■ Approached 
 ■ Met 
 ■ Exceeded

## Success by Student Group

This display shows PARCC performance levels for each student group. No data is shown for groups with fewer than 10 students.

<b>White</b>	Fewer than 10 students
<b>Black</b>	Fewer than 10 students
<b>Hispanic</b>	Fewer than 10 students
<b>Low Income</b>	Fewer than 10 students
<b>English Learners</b>	Fewer than 10 students
<b>With Disabilities</b>	Fewer than 10 students

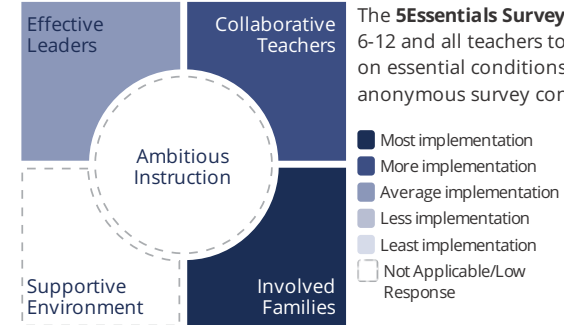
■ Did Not Meet 
 ■ Partially Met 
 ■ Approached 
 ■ Met 
 ■ Exceeded

## Student Characteristics

<span style="color: blue;">■</span> White	12%	<span style="color: lightgrey;">■</span> Low Income	100%
<span style="color: yellow;">■</span> Black	16%	<span style="color: lightgrey;">■</span> English Learners	16%
<span style="color: orange;">■</span> Hispanic	69%	<span style="color: lightgrey;">■</span> With Disabilities	12%
<span style="color: teal;">■</span> Asian	0%	<span style="color: lightgrey;">■</span> Homeless	1%
<span style="color: purple;">■</span> American Indian	0%		
<span style="color: lightgreen;">■</span> Two or More Races	3%		
<span style="color: brown;">■</span> Pacific Islander	0%		

## School Environment

The **5Essentials Survey** allows students in grades 6-12 and all teachers to share their perspectives on essential conditions for learning. The anonymous survey consists of 5 components.



<b>Response Rates</b>	
Students	-
Teachers	100%

### Average Effective Leaders

Do principals and teachers implement a shared vision for success?

### More Collaborative Teachers

Do teachers collaborate to promote professional growth?

### Ambitious Instruction

Are the classes challenging and engaging?

### Supportive Environment

Is the school safe, demanding, and supportive?

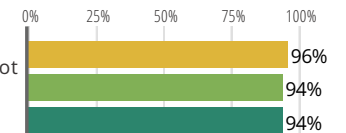
### Most Involved Families

Does the entire staff build strong external relationships?

## Student Attendance and Mobility

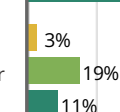
### Attendance Rate

Rate at which students are present at school, not including excused or unexcused absences



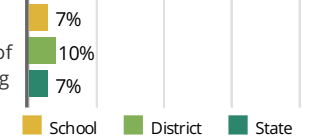
### Chronic Truancy Rate

Percentage of students who have been absent without valid reasons for 5% or more of regular school days



### Student Mobility

Percentage of students who transfer in or out of the school during the school year, not including graduates





# Forest Park Individual Ed School

## School Highlights

### Academic Courses

Public K-5 magnet school offering Corsini's 4R Individual Education/Adlerian philosophy. Academics are aligned with District 86 standards, Reading, Writing, Science, Social Studies, Math are intertwined with character education, student responsibility, exploratory courses, and individual counseling.

### Physical Education, Heath and Wellness

P.E. x2/week for all classes; Camp Fitness after school program also offered for G3. YMCA G4/5 Co-Ed Basketball, Hartman Center after school clubs (Soccer, Basketball, Hip Hop dance)

### Other Programs and Activities

Young Rembrandts art classes Girl Scouts Hartman Center (Park District) offerings (various; Little Chefs, Soccer, Hip Hop Dance)

### School Awards

Illinois School of Character 2018-2020

### Career Development Courses and Programs

### Athletics

YMCA G4/5 Co-Ed Basketball; Hartman Center (Joliet Park District) after school activities (Soccer, Basketball, Hip Hop Dance)

### School Personnel Resources

Paraprofessional, Special Education Teacher

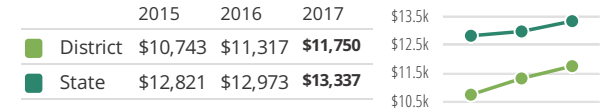
### Facilities

## District Finance

**Instructional Spending per Pupil** includes only the activities directly dealing with the teaching of students or the interaction between teachers and students.



**Operational Spending per Pupil** includes all costs for overall operations in this school's district, including Instructional Spending, but excluding summer school, adult education, capital expenditures, and long-term debt payments.



## Educator Measures

This school has had **1 principal(s)** over the past 6 years. In the last three years, an average of **89% of teachers** return to this school each year.

## FOR MORE INFORMATION

Visit [IllinoisReportCard.com](http://IllinoisReportCard.com) to see additional details about each item of information for this school. There you will find charts spanning multiple years, detailed explanations, resources, more of the school's programs and activities, and powerful tools that let you dig deeper into data.

Most of this data has been collected by ISBE from school districts through data systems. Some information, such as the School Highlights, is entered directly by principals and can be updated throughout the year.