



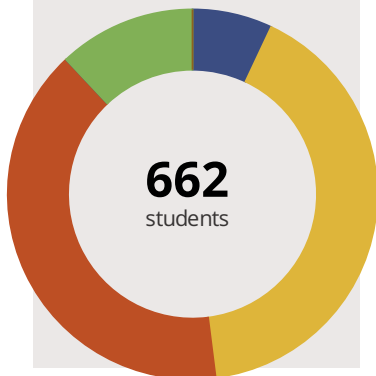
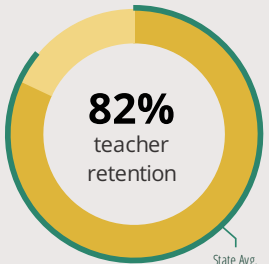
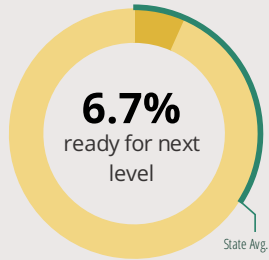
FARRAGUT ELEM SCHOOL

701 GLENWOOD AVE JOLIET, IL 60435 6911 (815) 723-0394

Grades: K-5
District: JOLIET PSD 86

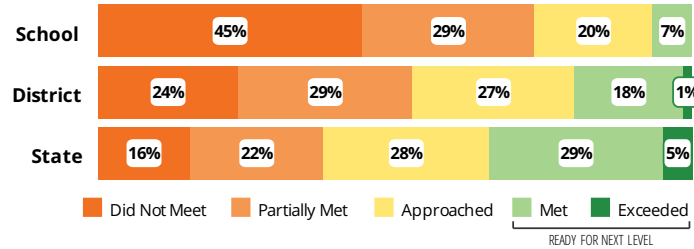
Principal: Ms. Brenda Reiter-Gorman
Superintendent: Dr. Theresa Rouse

FAST FACTS



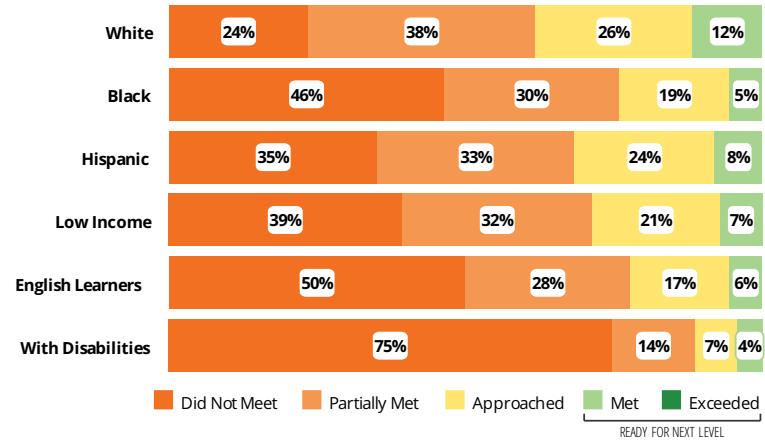
Academic Success

All Illinois students in grades 3-8 take the PARCC assessment each year. High school students take the SAT in Math and English Language Arts.



Success by Student Group

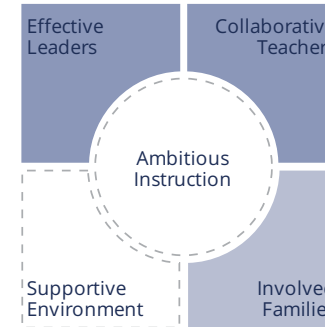
This display shows PARCC performance levels for each student group. No data is shown for groups with fewer than 10 students.



Student Characteristics

White	7%	Low Income	98%
Black	41%	English Learners	16%
Hispanic	40%	With Disabilities	18%
Asian	0%	Homeless	4%
American Indian	0%		
Two or More Races	12%		
Pacific Islander	0%		

School Environment



The **5Essentials Survey** allows students in grades 6-12 and all teachers to share their perspectives on essential conditions for learning. The anonymous survey consists of 5 components.

- Most implementation
- More implementation
- Average implementation
- Less implementation
- Least implementation
- Not Applicable/Low Response

Response Rates

Students	-
Teachers	97%

Average Effective Leaders

Do principals and teachers implement a shared vision for success?

Average Collaborative Teachers

Do teachers collaborate to promote professional growth?

- Ambitious Instruction

Are the classes challenging and engaging?

- Supportive Environment

Is the school safe, demanding, and supportive?

Less Involved Families

Does the entire staff build strong external relationships?

Student Attendance and Mobility

Attendance Rate

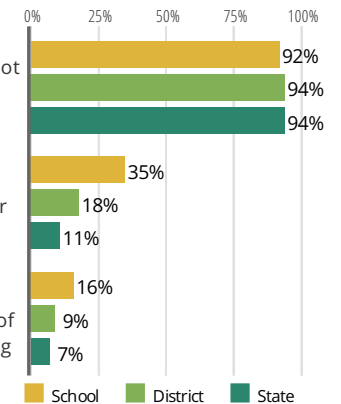
Rate at which students are present at school, not including excused or unexcused absences

Chronic Truancy Rate

Percentage of students who have been absent without valid reasons for 5% or more of regular school days

Student Mobility

Percentage of students who transfer in or out of the school during the school year, not including graduates





FARRAGUT ELEM SCHOOL

School Highlights

Academic Courses

Band, Bilingual Programs/Courses, Bilingual Support, Character Counts, College Exploration, Gifted and Talented Programs, Orchestra, Peer Mentors, Title 1 Programs

Career Development Courses and Programs

Physical Education, Heath and Wellness

Physical Education is conducted with the P.E. teacher twice a week for all grades K-5.

Athletics

YMCA Co-Ed Basketball

Other Programs and Activities

Academic Enrichment is offered to qualifying students in grades 4th and 5th for 30 minutes a day.

School Personnel Resources

Bilingual Education Teacher, Curriculum Specialist, English as a Second Language Teacher, Librarian/Media Specialist, Paraprofessional, School Nurse, School Psychologist, School Psychology Intern, School Social Worker, Special Education Teacher, Speech Language Pathology Teacher, Technology Specialist

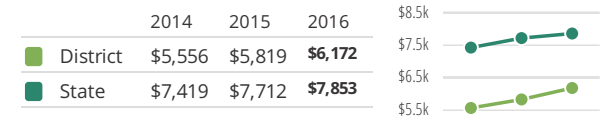
School Awards

Farragut school recognizes perfect attendance students/classrooms daily, monthly and yearly. We also have positive office referrals that recognize students monthly that exhibit our positive character traits for that month.

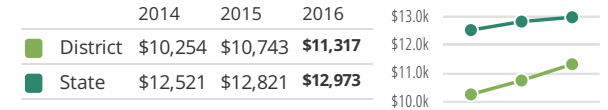
Facilities

District Finance

Instructional Spending per Pupil includes only the activities directly dealing with the teaching of students or the interaction between teachers and students.



Operational Spending per Pupil includes all costs for overall operations in this school's district, including Instructional Spending, but excluding summer school, adult education, capital expenditures, and long-term debt payments.



Educator Measures

This school has had **3 principal(s)** over the past 6 years. In the last three years, an average of **82% of teachers** return to this school each year.

FOR MORE INFORMATION

Visit IllinoisReportCard.com to see additional details about each item of information for this school. There you will find charts spanning multiple years, detailed explanations, resources, more of the school's programs and activities, and powerful tools that let you dig deeper into data.

Most of this data has been collected by ISBE from school districts through data systems. Some information, such as the School Highlights, is entered directly by principals and can be updated throughout the year.